

# Step-by-step guide to microchipping your cat

1

## Understanding microchipping

A microchip is a tiny device, no bigger than a grain of rice, containing a unique ID number. From June 2024, all cats in England must have one by law.



Microchip

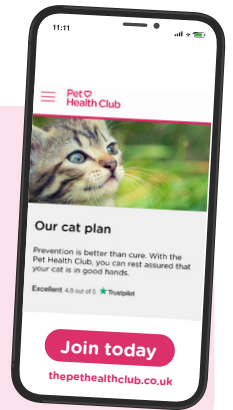


Grain of rice

2

## Join Pet Health Club

Cat owners who join Pet Health Club get microchipping as part of their benefits.



3

## Book an appointment


Book an appointment with your vet for the quick and painless procedure.



4

## Microchipping process


A trained professional will insert the microchip under your cat's skin between the shoulder blades.



5

## Registration


Your practice registers the microchip's unique ID number, along with your contact details, in a database. They will then give you the registration information. Please keep these details safe.



6

## Check and update


Regularly have your cat's microchip scanned at your vets to ensure it's working properly, and always keep the database details up to date.



7

## Enjoy peace of mind

Gain peace of mind knowing your cat can always be traced back to you.



Join **Pet Health Club** today and get microchipping as part of your benefits

[thepethealthclub.co.uk](https://thepethealthclub.co.uk)

